


Manual for using the app:

Welcome to the global campus! We designed an application for our summit, please download the



app: "IFES WS 2017".

Google Play Store



Apple Store

When you have downloaded the App « IFES WS 2017 », you have to enter your email address (the one you used for the registration to the World Summit) in order to connect to your account.




Then you have access to your profile:

- You can modify your personal information: Menu > See my profile > Edit my profile > My information
- You can also modify your profile picture: Menu > See my profile > click on the avatar and choose which photo you want to download.

!! Be careful, the picture must be 1 Mo maximum and the ideal size is 500x500 pixels. !!





Then you have different functionalities:


- Message: You can send messages to all the participants!
Menu > Click on the letter logo > Click on the logo  in the right-hand corner > Choose the recipient

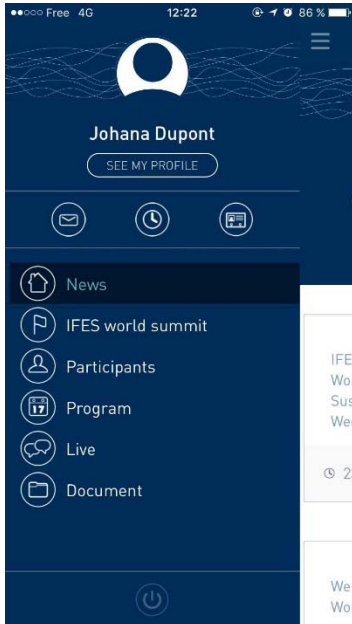
- Meetings: You can ask for meetings with the other participants

!! B2B meetings are scheduled on Thursday from 17:30 – 18:30 and on Friday from 15:45 – 17:00; Meeting point is at the Rooftop Terrace. Please request your meeting and the estimated amount of time you need !!



Menu > Click on the clock logo > Click on the logo in the right-hand corner  > Choose the person you want to meet > Fill in the date, hour and the place

- Business Card: the app generates a QR code with your contact details. You can exchange your information with the other participants. Scan the other participant's QR Code and all the information will automatically be saved in your "contact" section.
Menu > Click on the business card logo  > You will find your business card > Click on the "scan" section



In the App, you will find all the information regarding the event.

- News: Here, you will have the main information in "live"
- IFES World Summit:
 - ➔ General: Here you can find all the general information about the hours and the useful phone numbers
 - ➔ Access: Find the global campus address and all the information concerning how to get there. You will also find some taxi numbers and some information if you want to rent a car.
 - ➔ Gallery: please find here different maps of the Campus, La Grande Motte, Montpellier. You will also find some pictures of La Grande Motte and of the Global Campus.
 - ➔ Partnership: In this section, we have all our sponsors and partners. You can click on the different logos in order to see their website.
 - ➔ Contact: Please find here all the contact from IFES and from World Summit Committee.

- Participants: All the participants are registered here. You can have access to the specific category: speakers, contact, associations and participants.
- Program: Have a look at our program and find more information about the content and the speakers. You can change the day by clicking on the arrow.
- Live: interact with the speakers by commenting and giving your opinion!
- Documents: You'll find here the presentation documents. For example, this is where you will find the spouses program with all the activities you can do in the region, doing some shopping, or visit...